

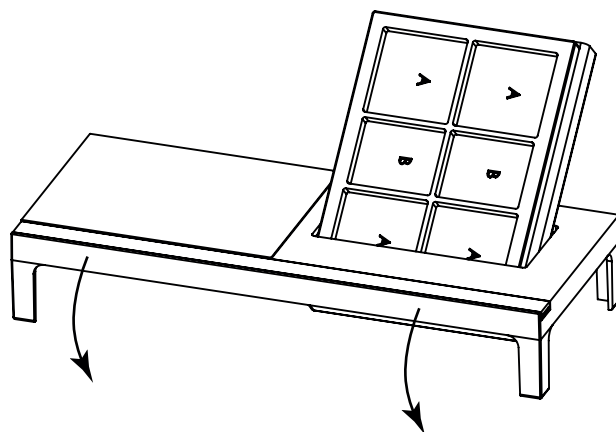


**1** REMOVE THE VISUAL PLUG FROM THE GRID.

**2** PLACE THE NEW VISUAL PLUG ON THE GRID.



**3** PLACE THE GRID INTO IT PLACE IN THE DRAWER.



## POS COMPOSITION FOR PROPER RECYCLING

